


# CSX-325P SERIES

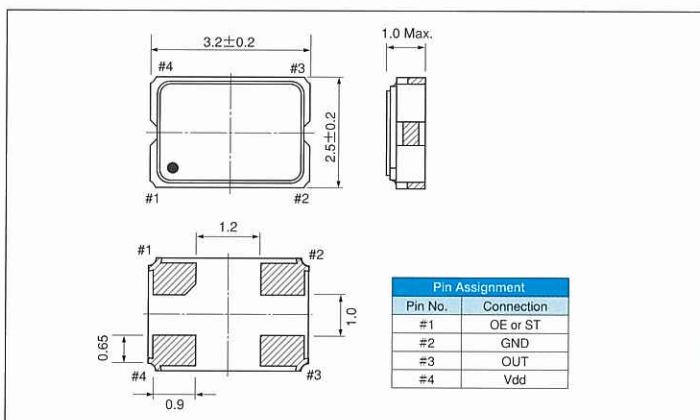
2000pcs/reel



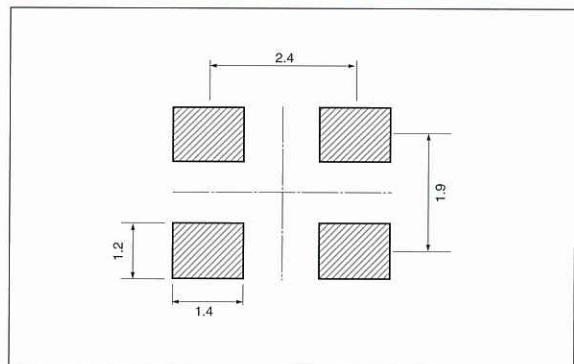
## FEATURES

- Wide range of output frequency by PLL technology.
- Quick sample delivery and short lead time in mass production.
- Automatic mounting and reflowable type.
- Low current consumption with output enable function (OE) or stand by function (STAND-BY).
- Suitable for various applications such as communication devices, AV devices, automotive devices and measuring instruments.

## DIMENSION [mm]



## SOLDER PAD LAYOUT [mm]



## STANDARD SPECIFICATIONS

\* Model is determined by the selection for the output enable function or stand by, the frequency stability and the supply voltage.

Item	Model	OE	CSX-325 PC (*)	CSX-325 PB (*)
		STAND-BY	CSX-325 PD (*)	CSX-325 PJ (*)
Frequency Range			1.000MHz ~ 125.000MHz	
Supply Voltage			Vdd : 5.0V±0.5V	Vdd : 3.3V±0.3V
Frequency Stability			B : ±50ppm, C : ±100ppm, E : ±50ppm(-40°C~+85°C), F : ±100ppm(-40°C~+85°C)	
Operating Temperature Range			-20°C~+70°C (-40°C~+85°C)	
Storage Temperature Range			-55°C~+125°C	
Current consumption	(No load)		40mA Max.	25mA Max.
Duty	CMOS level (1/2 Vdd)		40~60%	
Output Voltage	V <sub>OH</sub>		Vdd-0.4V Min.	
	V <sub>OL</sub>		0.4V Max	
Output Load			CMOS 15pF Max.	
Rise and Fall Time	0.2Vdd↔0.8Vdd		4 nsec Max.	
Start-up time			10 msec Max.	
Input Voltage	V <sub>IH</sub>		2.0V Min.	0.7Vdd Min.
	V <sub>IL</sub>		0.8V Max.	0.2Vdd Max.
Disable current			30mA Max.	15mA Max.
Stand-by current			50 μA Max.	
Aging (first year)			±2ppm / year Max.	